

Jesse Tree Ornaments

DIY Hand-Drawn Ornaments

We recommend that you print these ornaments on cardstock and use crayons, colored pencils, or alcohol-based markers to color them. You can embellish them with gel pens, metallic pens, paint pens, glitter, etc..



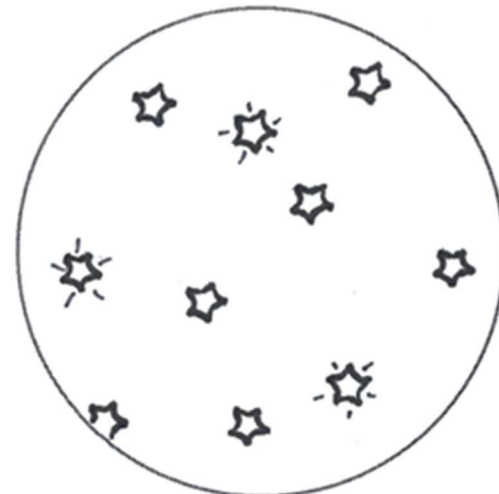
December 1- Creation
Earth



December 2 - Adam & Eve
Serpent



December 3 – Noah's Ark
Ark



December 4 – Abraham
Tent



December 5 – Abraham & Isaac
Ram




December 6 – Jacob
Ladder



December 7 – Joseph
Bag of Grain



December 8 – Moses
Brick



December 9 – Moses
Burning Bush



December 10 – Rahab
Window (Add Red Cord)




December 11 – Joshua
Ram's Horn Trumpet



December 12 – Gideon
Pitcher




December 13 – Ruth
Wheat



December 14 – David
Sheep



December 15 – Elijah
Altar



December 16 – Jonah
Fish (Whale)



December 17 – Esther
Crown



December 18 – Daniel
Lion



December 19 – Nehemiah
Wall



December 20 – Zechariah
Dove



December 21 – Mary
Mary



December 22 – Joseph
Hammer



December 23 – Mary & Joseph
Bethlehem



December 24 – Baby Jesus!
Baby Jesus