

# Jesse Tree Ornaments

## Simple Set of Ornaments

We recommend that you print these ornaments on cardstock, cut them out and use crayons, colored pencils, or alcohol-based markers to color them. You can embellish them with gel pens, metallic pens, paint pens, glitter, etc. Punch a hole in your ornaments and add a loop of string or yarn, or use mini-clothes pins to attach them to your tree.



December 1- Creation  
Earth



December 2 - Adam & Eve  
Serpent




December 3 – Noah's Ark  
Ark



December 4 – Abraham  
Tent



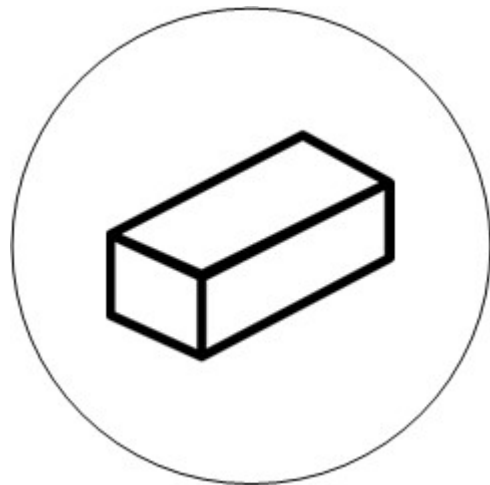
December 5 – Abraham & Isaac  
Ram



December 6 – Jacob  
Ladder



December 7 – Joseph  
Bag of Grain



December 8 – Moses  
Brick



December 9 – Moses  
Burning Bush



December 10 – Rahab  
Window (Add Red Cord)



December 11 – Joshua  
Ram's Horn Trumpet



December 12 – Gideon  
Torch




December 13 – Ruth  
Wheat



December 14 – David  
Sheep



December 15 – Elijah  
Fire



December 16 – Jonah  
Fish (Whale)



December 17 – Esther  
Crown



December 18 – Daniel  
Lion




December 19 – Nehemiah  
Wall



December 20 – Zechariah  
Dove



December 21 – Mary  
Angel



December 22 – Joseph  
Saw



December 23 – Mary & Joseph  
Donkey



December 24 – Baby Jesus!  
Baby Jesus